


# PATENT SPECIFICATION



Application Date: July 31, 1928. No. 22,206 / 28. **322,485**

Complete Accepted: Dec. 2, 1929.

## COMPLETE SPECIFICATION.

### Improvements in or relating to Apparatus for Collecting Electrical Oscillations.

I, GEORGES LAKHOVSKY, of 75<sup>bis</sup>, Avenue du Bois de Boulogne, Paris, France, French citizen, do hereby declare the nature of this invention and in what manner the same is to be performed, to be particularly described and ascertained in and by the following statement:—

This invention relates to apparatus for collecting electrical oscillations.

It has been shown that short and very short magnetic or electric waves have a certain action on the vitality of cells, the latter constituting, in fact, true oscillating circuits. The scientific researches upon which this discovery is based are to be found set out in the reports of the Societe de Biologie, 26th July, 1924, in the Radio Review, 1924, and in reported work of the Ecole Supérieure des P.T.T.—Origin of Life—Universon.

It has further been shown that such waves exist in all parts of the atmosphere, their origin being interastral, i.e. they are cosmic waves. This discovery is due to the researches of Professor Millikan, and will be found described in reports of his work.

I have now found that the action of these waves on the vitality of the cells of the vegetable, animal or human organism, may be promoted by simply surrounding the organism to be treated by an oscillating open metallic circuit constituted by insulated open ended metallic conductors which collect the waves to some extent.

The state of receptivity will be increased considerably if the oscillating circuit can encircle the organism to be treated. This may be effected, for example, by enclosing the circuit in an insulating belt, as in the case of a garment.

The circuit may be constituted either by united wires, or by a band of more or less compact metallic tissue, or by small insulated circuits such as small open rings, or in any other appropriate manner.

Such circuits should be completely insulated by enclosing them in a band or ring of rubber or other insulating material, which may form a belt or collar.

[Pric

The patient, wearing such a belt (which is located preferably at the level of the nerve centres), will experience the effects of vitalisation of his cells.

By adaptation of the fastening of the belt or garment containing the circuit, it will be possible, to some extent, to tune the enveloping circuit to the waves received, thus to assure maximum of efficiency. Holes, buttons or notches may serve as adjusting marks for this purpose.

By inserting the open metallic circuit in a rubber tube in which it can slide without its extremities touching there will be obtained an oscillating circuit having no entry or exit and being capable of adaptation to numerous applications.

The insulation of such circuits may, if desired, be preserved without enclosing them in a sheet of rubber (which is not æsthetic) by arranging on the wire a series of beads, mother of pearl, glass ornaments, etc., effecting any decorative effect which is desired.

In addition, if desired, collars, bracelets, or belts, containing circuits in accordance with this invention, may be provided with metallic fasteners, so long as such fasteners are well insulated, for example, by insulators interposed between them and the ends of the conducting wire of the open circuit.

A circuit in accordance with this invention may, by the mere fact of its presence outside a neighbouring oscillator, collect what astro-physicists call "penetrating rays", the frequency of which would be higher than that of X-rays, wave rays of radium, and the origin of which is indefinite (terrestrial, solar, astral or otherwise) and for which it is not necessary to have either entry or exit.

For agricultural applications, the circuit should be supported by a perforated insulated block which permits regulation of its diameter (the wire may, if desired, be bare wire). The circuit should be mounted on a rod along which it can slide, so as to permit regulation of its position in height with respect to ground level.

The invention is illustrated in the

accompanying drawing, in which figure 1 shows part of the belt for human wear and in accordance with the invention, while figures 2 and 3 illustrate the application of the invention to agricultural purposes.

In figure 1, a belt comprises a flexible conductive strip 1, made, for example, of copper mesh, insulated by and enclosed in a rubber casing 2.

In figures 2 and 3 an insulating block or support 3 is provided with holes or perforations 4 which are utilised to support open conductors 5 at various heights, as may be desired. As will be seen from figure 3, the diameter enclosed by a conductor 5 may be varied by pulling the ends thereof while still maintaining the circuit open.

Having now particularly described and ascertained the nature of my said invention and in what manner the same is to be performed, I declare that I am aware that in Specification No. 15,613/91 are described arrangements for making profit of the vis viva of the ether; that I am aware also it has been proposed, for example in Specifications Nos. 16,733/89 and 293,208 to provide overalls and other articles of wearing apparel with spring clips of various forms to hold said articles in position; that it has also been proposed in Specifications Nos. 6492/84 & 6207/87 to support flowers or plants by looped metal supports of various forms while Specification No. 2834/85 describes a belt containing titanic ore for preventing sea-sickness; that Specification No. 254,895 describes an arrangement of wires for utilising radio energy in the

cultivation of plants and Specification No. 24,567/07 describes a magnetic couplet to be worn on or near the body to alleviate rheumatism. The inventions contained in these and other specifications for example Nos. 14,405/86 and 23,110/98 (relating to surgical trusses) envisage the provision of metal and other conducting bands which are in some cases not connected electrically at the ends and are enclosed in insulating material, said bands in use surrounding parts of the human body, plants, flowers and so forth. I declare that I do not claim any of the arrangements referred to but that what I claim is:—

1. Means for collecting cosmic waves for living organisms, and comprising one or more insulated and open oscillating circuits constituted by insulated open ended metallic conductors adapted to surround the organism to be treated, substantially as described.

2. Apparatus as claimed in claim 1, in which the circuit is enclosed in rubber or other insulating material.

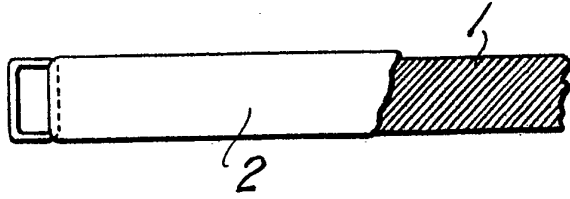
3. Apparatus as claimed in claim 1, in which the circuit is carried upon a perforated block on which it is universally adjustable, substantially as described.

4. Apparatus substantially as hereinbefore described and illustrated in the accompanying drawing.

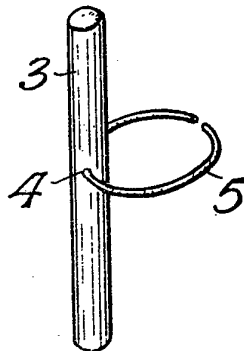
Dated this 31st day of July, 1928.

CARPMAELS & RANSFORD,  
Agents for Applicant,  
24, Southampton Buildings, London.  
W.C. 2.

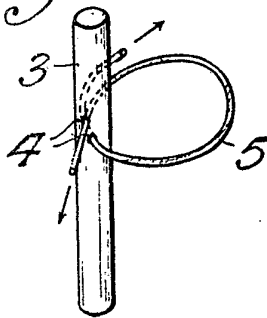
*Fig. 1.*



*Fig. 2.*



*Fig. 3.*



*[This Drawing is a reproduction of the Original on a reduced scale.]*